


Introduction to PL/SQL



What Will I Learn?

In this lesson, you will learn how to:

- Describe PL/SQL
- Differentiate between SQL and PL/SQL
- Explain the need for PL/SQL






Why Learn It?

This lesson introduces the PL/SQL programming language. PL/SQL is Oracle Corporation's standard procedural language for relational databases.

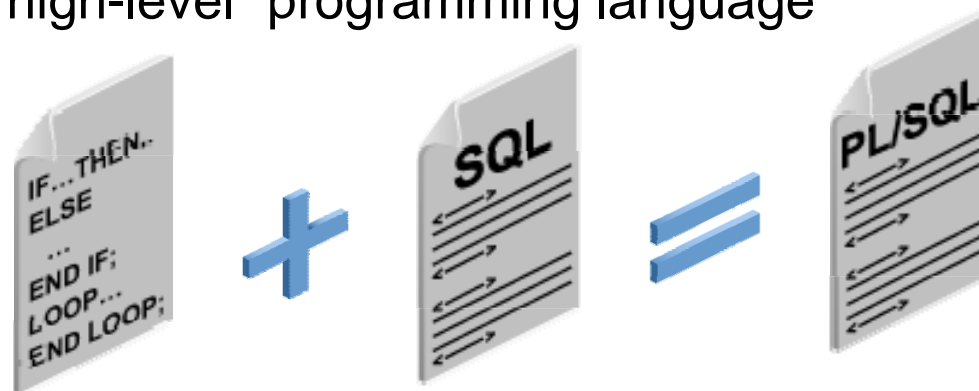
In this lesson, you first learn the characteristics of the PL/SQL and SQL programming languages and the differences between them. Then, you explore some of the limitations of SQL and learn why the PL/SQL language is needed.



Tell Me/Show Me

What is PL/SQL? PL/SQL

- Stands for Procedural Language extension to SQL
 - It allows basic program logic and control flow to be combined with SQL statements
- Is an Oracle proprietary programming language
 - It can be used only with an Oracle database or tool
- Is a procedural language
 - It produces a result when a series of instructions are followed
- Is a 3GL (third-generation programming language)
 - It is a “high-level” programming language





Tell Me/Show Me

What is SQL? Structured Query Language (SQL)

- Is the primary language used to access and modify data in a relational database
- Is a nonprocedural language
 - Also known as a "declarative language," it allows the programmer to focus on input and output rather than the program steps
- Is a 4GL (fourth-generation-programming language)
 - A language that is closer to natural language than a programming language; query languages are generally 4GL
- Is a common query language for many types of databases, including Oracle
- Has been standardized by the American National Standards Institute (ANSI)



Tell Me/Show Me

SQL Statement

```
SELECT class_id, stu_id,  
       final_numeric_grade, final_letter_grade  
FROM enrollments;
```

The SQL statement shown above is simple and straightforward. However, if you want to alter any of the retrieved data in a conditional manner (if the data is xyz then do this to it), you come across the limitations of SQL.

For example, how would you write an SQL statement to update the `final_letter_grade` with varying letter grades for students in different classes?



Tell Me/Show Me

Limitations of SQL

For class_id=1

If 66<final_numeric_grade<75 then final_letter_grade=A

If 56<final_numeric_grade<65 then final_letter_grade=B

If 46<final_numeric_grade<55 then final_letter_grade=C

If 36<final_numeric_grade<45 then final_letter_grade=D

Otherwise, final_letter_grade=F

Enrollments

| CLASS_ID | STU_ID | FINAL_NUMERIC_GRADE | FINAL_LETTER_GRADE |
|----------|--------|---------------------|--------------------|
| 1 | 101 | 75 | |
| 1 | 107 | 71 | |
| 1 | 131 | 65 | |
| 2 | 155 | 91 | |
| 2 | 114 | 93 | |

For class_id=2

If 91<numeric_grade<100 then final_letter_grade=A

If 81<numeric_grade<90 then final_letter_grade=B

If 71<numeric_grade<80 then final_letter_grade=C

If 71<numeric_grade<80 then final_letter_grade=D

Otherwise, final_letter_grade=F



Tell Me/Show Me

Limitations of SQL (continued)

One possible solution is presented here.

```
UPDATE enrollments  
SET final_letter_grade='A'  
WHERE class_id=1 AND  
Final_numeric_grade BETWEEN 66 and 75;
```

```
UPDATE enrollments  
SET final_letter_grade='B'  
WHERE class_id=1 AND  
Final_numeric_grade between 56 and 65;
```

And so on...

How many SQL statements do you need to write for class_id=1? For class_id=2? What if there were 20 classes?



Tell Me/Show Me

Limitations of SQL (continued)

One solution is to write one SQL statement for each class_id plus number_grade combination. This results in five SQL statements for class_id=1:

```
UPDATE enrollments SET final_letter_grade='A'
  WHERE class_id=1
     AND final_numeric_grade BETWEEN 66 and 75;
UPDATE enrollments SET final_letter_grade='B'
  WHERE class_id=1
     AND final_numeric_grade BETWEEN 56 and 65;
UPDATE enrollments SET final_letter_grade='C'
  WHERE class_id=1
     AND final_numeric_grade BETWEEN 46 and 55;
UPDATE enrollments SET final_letter_grade='D'
  WHERE class_id=1
     AND final_numeric_grade BETWEEN 36 and 45;
UPDATE enrollments SET final_letter_grade='F'
  WHERE class_id=1
     AND final_numeric_grade <=35;
```



Tell Me/Show Me

Limitations of SQL (continued)

This is a lot of statements and it does not even include the statements for the other classes! Similarly, there would be five statements for `class_id=2`.

Wouldn't it be easier to write a single statement to accomplish this task? The statement would require logic, otherwise known as conditional or procedural logic.

PL/SQL extends SQL with procedural logic.



Tell Me/Show Me

PL/SQL Extends SQL With Procedural Logic

```
DECLARE
  v_new_letter_grade varchar2(1);
  CURSOR c_enrollments IS
    SELECT stu_id, final_numeric_grade FROM enrollments WHERE class_id=1;
BEGIN
  FOR c1 in c_enrollments
  LOOP
    IF c1.final_numeric_grade BETWEEN 66 and 75 THEN v_new_letter_grade := 'A';
    ELSIF c1.final_numeric_grade BETWEEN 56 AND 65 THEN v_new_letter_grade := 'B';
    ELSIF c1.final_numeric_grade BETWEEN 46 AND 55 THEN v_new_letter_grade := 'C';
    ELSIF c1.final_numeric_grade BETWEEN 36 AND 45 THEN v_new_letter_grade := 'D';
    ELSE
      v_new_letter_grade := 'F';
    END IF;
    UPDATE enrollments
      SET final_letter_grade=v_new_letter_grade WHERE class_id=1
      AND stu_id=c1.stu_id;
  END LOOP;
  COMMIT;
END;
```



Tell Me/Show Me

Procedural Constructs

You use PL/SQL to write the procedural code, and embed SQL data-accessing statements within the PL/SQL code.

- The PL/SQL code uses variables, cursors, and conditional logic.
- PL/SQL provides procedural constructs, such as:
 - Variables, constants, and types
 - Control structures, such as conditional statements and loops
 - Reusable program units that are written once and executed many times

Students will learn about these programming constructs plus many more throughout this course.



Tell Me/Show Me

Procedural Constructs (continued)

```
DECLARE
...
BEGIN
  FOR c1 IN c_enrollments
  LOOP
    IF c1.final_numeric_grade BETWEEN 66 AND 75 THEN
      v_new_letter_grade := 'A';
    ELSIF c1.final_numeric_grade BETWEEN 56 AND 65 THEN
      v_new_letter_grade := 'B';
    ...
    ELSE
      v_new_letter_grade := 'F';
    END IF;
    UPDATE enrollments
      SET final_letter_grade=v_new_letter_grade
      WHERE class_id=1
      AND stu_id=c1.stu_id;
  END LOOP;
END;
```

Cursor (points to `c_enrollments`)

Iterative control (points to `LOOP`)

Conditional control (points to the `IF` block)

SQL (points to the `UPDATE` statement)

Variable (points to `v_new_letter_grade`)



Tell Me/Show Me

Characteristics of PL/SQL

- It is a highly structured, readable, and accessible language.
- It is a standard and portable language for Oracle development.
- It is an embedded language, works with SQL.
- It is a high-performance, highly integrated database language.
- It is based on the ADA language and has many similarities in syntax


Tell Me/Show Me

Terminology

Key terms used in this lesson include:

PL/SQL

Procedural Constructs






Summary

In this lesson, you learned how to:

- Describe PL/SQL
- Differentiate between SQL and PL/SQL
- Explain the need for PL/SQL





Try It/Solve It

The exercises for this lesson cover the following topics:

- Describing PL/SQL
- Differentiating between SQL and PL/SQL
- Explaining the need for PL/SQL

